

## Loud Hailer


613 x 428mm


Place your design within 'Artwork' layer and delete 'Guide' layer once finished.  
*Failure to remove guide layer will result in template printing over artwork design.*


**Please ensure:**

- Colour: CMYK (RGB will be converted)
- Fonts: Embedded or converted to outlines
- Image Resolution: 300dpi or higher
- Crop marks and 3mm bleed are included
- Accepted format: PDF (one file)

 **Board Size** - Starting size of board uncut.

 **Safe Area** - We recommend keeping text and images out of the grey area, remaining in white box.

 **3mm Bleed** - Please extend your artwork into the bleed if imagery is close to edge of board. Anything within this area will be removed once cut.



## Loud Hailer


613 x 428mm


Place your design within 'Artwork' layer and delete 'Guide' layer once finished.  
*Failure to remove guide layer will result in template printing over artwork design.*

**Please ensure:**

- Colour: CMYK (RGB will be converted)
- Fonts: Embedded or converted to outlines
- Image Resolution: 300dpi or higher
- Crop marks and 3mm bleed are included
- Accepted format: PDF (one file)

 **Board Size** - Starting size of board uncut.

 **Safe Area** - We recommend keeping text and images out of the grey area, remaining in white box.

 **3mm Bleed** - Please extend your artwork into the bleed if imagery is close to edge of board. Anything within this area will be removed once cut.